



# | STAMPED CARRIAGE HOUSE



THE  
QUALITY  
GARAGE  
DOOR™

Stamped Carriage House  
garage doors are used on all the  
building projects for  
Homes For Our Troops.



REKINDLE THE PAST

# STAMPED CARRIAGE HOUSE

Rustic craftsmanship brings unparalleled warmth and individuality to our line of carriage house style garage doors. Built with handcrafted details and a deeply embossed wood grain finish, this series perfectly captures the appeal of traditional carriage house doors.

## GARAGE DOOR STYLES



Stamped Short



Stamped Long



**Stamped Short Panel, Model 5251** shown in sandstone with optional plain glass, stockton window inserts and wrought iron hardware.



**Stamped Long Panel, Model 5916** shown in white with optional plain glass, stockton window inserts and spade hardware.




Learn more at  
[chiohd.com/stamped-carriage-house](http://chiohd.com/stamped-carriage-house)


STAMPED CARRIAGE HOUSE **PERSONALIZING OPTIONS\***

\*Not all options shown are available with every model.


**COLORS<sup>1</sup>**



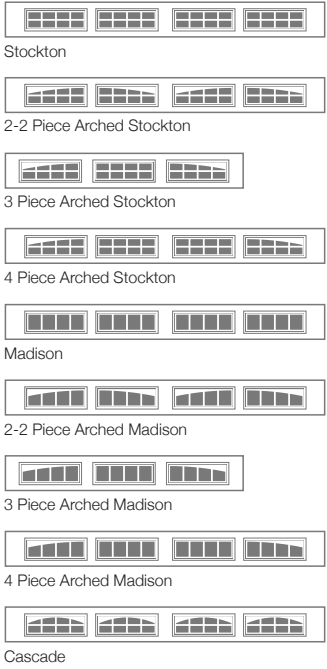
**PAINTED WOODTONES<sup>1</sup>**




**ACCENTS WOODTONES<sup>1</sup>**



**WINDOW INSERTS**



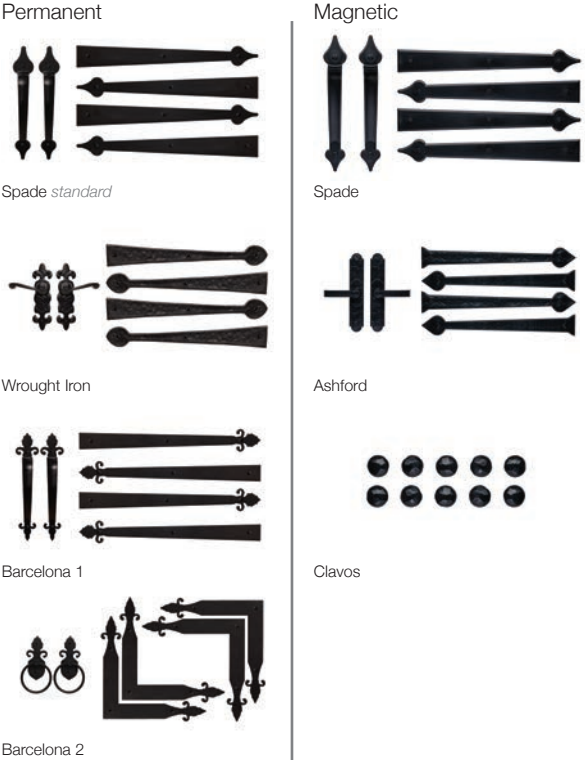
**GLASS**



**DESIGNER GLASS**



**EXTERIOR HARDWARE**



# STAMPED CARRIAGE HOUSE MODEL SELECTION CHART

## Select Your Garage Door Model

	GOOD	BETTER		BEST
<b>Insulation Type</b>	No Insulation 	1-3/8" Polystyrene 	1-13/16" Polystyrene 	1-7/8" Polyurethane 
<b>R-value</b>	R-0.0	R-7.94	R-9.65	R-17.19
<b>Backing</b>	—	Vinyl	Steel	Steel
<b>Construction Type</b>	Standard	Standard	Medium Duty	Heavy Duty
<b>Panel Style / Model Number</b>				
 Stamped Short	<b>5250</b>	<b>5251</b>	<b>5283</b>	<b>5216</b>
 Stamped Long	<b>5950</b>	<b>5951</b>	<b>5983</b>	<b>5916</b>

## Personalize Your Garage Door

<b>Colors<sup>1</sup></b> All Models are available in:	White	Almond	Sandstone	Brown	Desert Tan
Bronze					•
Black					•
<b>Painted Woodtones</b>	•	•			
<b>Accents Woodtones<sup>1</sup></b>				•	•
<b>Designer Glass</b>				•	•

<sup>1</sup> Refer to your local C.H.I. Dealer for exact color and woodtones match.



**Stamped Long Panel, Model 5916** shown in white with optional plain glass, 4 piece arched stockton window inserts and wrought iron hardware.



### Limited Lifetime Warranty

Part of owning a C.H.I. garage door is knowing that you can rely on the industry's best warranty. To maintain proper operation, an annual service inspection by a C.H.I. dealer is encouraged.



SECTIONS  
**Limited Lifetime**



SPRINGS  
**3 Years**



HARDWARE<sup>†</sup>  
**3 & 6 Years**

<sup>†</sup>3 years for standard or 6 years for medium and heavy duty hardware.